

**VENUE:** Arkley Center for the Performing Arts  
412 G St.  
Eureka, CA 95501  
Phone: (707) 442-1956  
Fax: (707) 442-2068  
[www.ArkleyCenter.com](http://www.ArkleyCenter.com)

**CAPACITY:** Total:.....770  
Orchestra.....355  
Loge.....108  
Balcony.....307

**THEATRE MANAGER:** Amber Vogel, (707) 442-1956, [amber@arkleycenter.com](mailto:amber@arkleycenter.com)

**TECHNICAL DIRECTOR:** David Kenworthy, Cell phone: (707) 832-9705, [David@arkleycenter.com](mailto:David@arkleycenter.com)

**DIRECTIONS:** Off Hwy 101 on G Street between 4<sup>th</sup> and 5<sup>th</sup>

**STAGE:**

Stage	27.6' deep x 35' wide x 3' high
Proscenium Opening	29' High to 35' Wide
Movable Thrust (Pit Cover)	35' Wide x 7' Deep
Wings space stage Left	17'6" Wide x 27'6" Deep"
Wings space stage Right	8' Wide x 27'6" Deep
Loading Door	Up Stage right 6' 6" off the ground

**POWER:** Lights  
400 Amps 3 Phase for lights. Located up stage right about 60' power run.  
Sound:  
Separate Power Distribution for sound 100 Amps 3 Phase

**SOUND:** FOH SPEAKERS  
JBL Vertech Line Array  
12 JBL Vertech 4888D Mains (6 per side flown)  
2 JBL Vertech 4882D SUBS (1 per side)  
Yamaha PM 4000 FOH console  
8 DBX gates, 8 DBX comps, Crown Amps  
Yamaha PM 4000M Monitor console  
Klark- Teknik Graphic equalizers  
4 DBX Gates, 4 DBX Comps, SPX 900 Effects Processor, Crown Amps  
14 JBL Wedges SRX712M  
**FOH Mix Position:** 17' Wide X 8'6" Deep

**LIGHTS:** In House (refer to house light plot)

**ETC EXPRESS 72/ 144**

**VIDEO:** Projector with Screen/ Sanyo PLC- XF42/ 9000 lumens

**DRESSING RM:** Two (2) Chorus dressing rooms and one (1) star dressing room  
Dressing RM A : 16'x33'  
Dressing RM B: 22'x24'  
Star Dressing RM: 9'6"x16'6"  
Restrooms are backstage.  
One (1) Shower available.

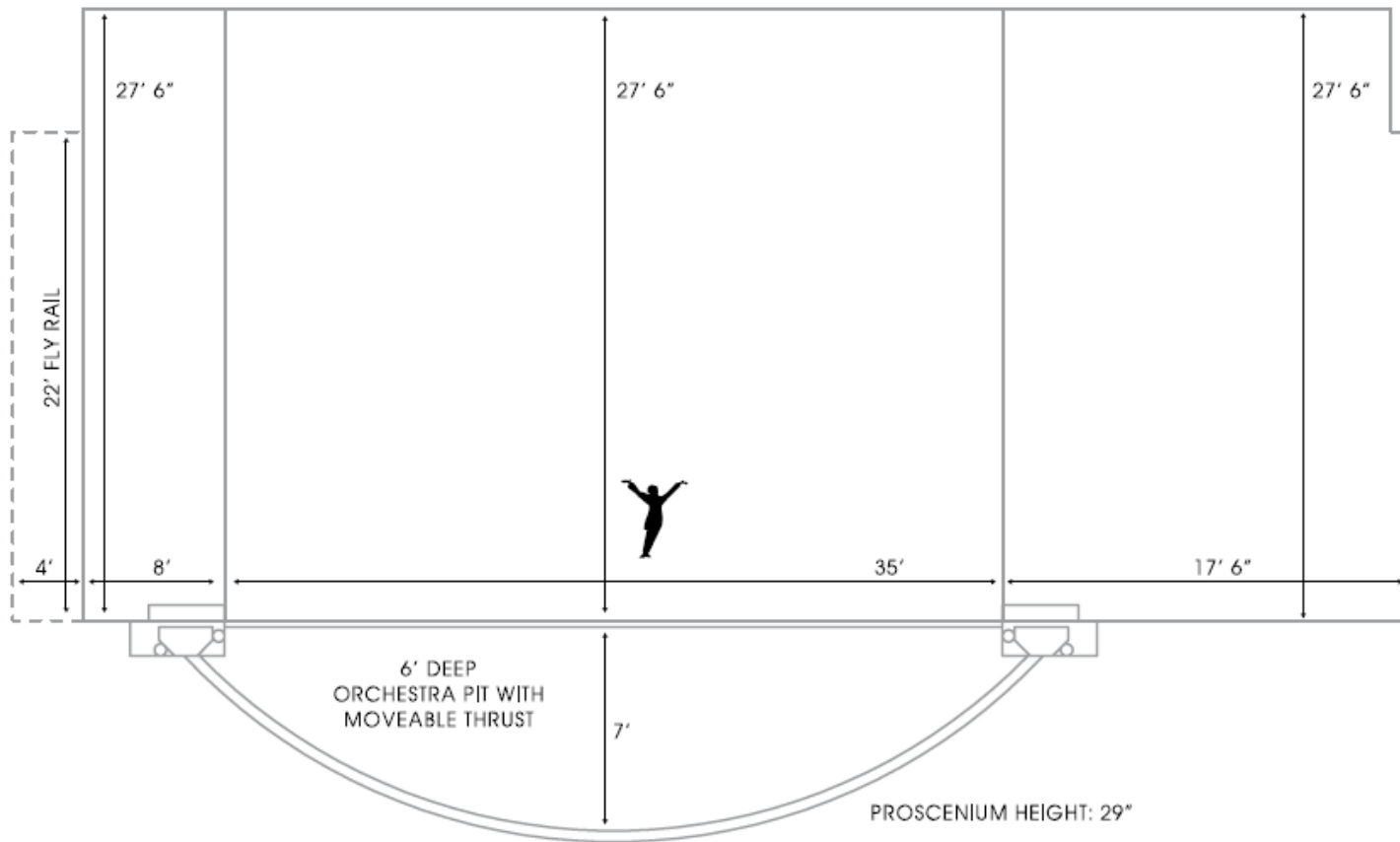
**Hospitality:** Kristin Flack, (707)442-1956, [kristin@arkleycenter.com](mailto:kristin@arkleycenter.com)

Fly system (refer to line set schedule)

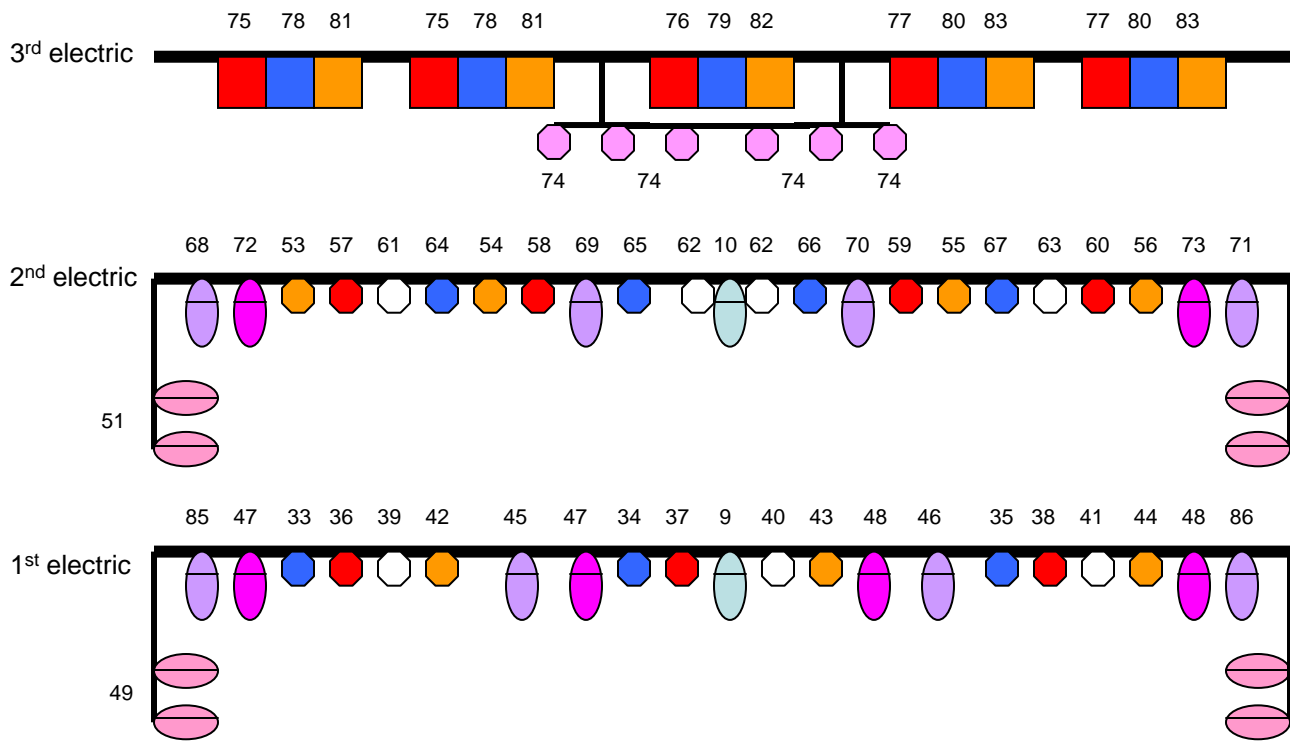
Arkley Theatre  
2007  
David Kenwothy  
707-832-9705  
david@arkleycenter.com

## Line Schedule, ACPA

1	Valance	0"
2	Main Drape	6"
	Movie Screen	1'
3	Border	2'1"
4	Legs	2'6"
5	1st Electric	3'6"
6	Border	5'1"
7		5'6"
8	Legs	6'6"
9	Border	7'6"
10		8'6"
11	Mid Traveler	10'1"
12	2nd Electric	10'6"
13		11'6"
14	Scrim	12'6"
15	Legs	13'6"
16	Border	15'1"
17	3rd Electric	15'6"
18		16'6"
19		17'6"
20	Rear Traveler	18'6"
21	Cyc	19'1"



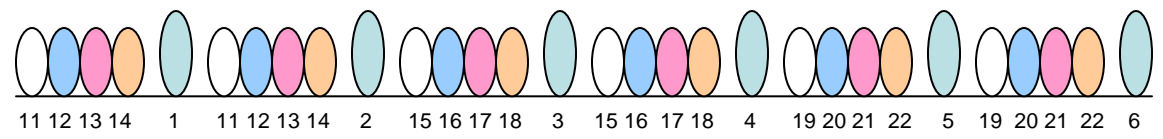
- G R 27
- E R 80
- L R 20
- C R 119
- O R 56
- L R 35
- R L 128
- R R 63
- R R 02



**Legend**

- 19
- 9
- \* 36
- 26
- Par

- 23
  - 27
  - 31
  - 25
  - 29
  - 7
- 2 Lycian Long throw spots



- 24
- 28
- 32
- 26
- 30
- 8

**Arkley Center**  
**House Light Plot**  
 Drawn by David Kenworthy, 707-832-9705  
 david@arkleycenter.com